

Biblearc 101

Week 1

Course Information

Course Description:

This course lays out the foundational concepts and structures necessary to begin using the arcing Bible study method.

We will take a hands-on approach to learning as we work through the first chapter of James.

Course Format:

There will be approximately ten sessions in which we learn the arcing method.

Each session will last around 45 to 50 minutes, followed by an assignment which should be completed before the next session.

Course Attendance:

Each session build upon the previous session.
Therefore, in order to grasp the concepts of this course, it is important to attend every lecture.

Course Material:

Though not required, it is highly recommended that a student has a computer or an iPad, and some form of internet access. The course will make regular use of BibleArc.com.

Course Resources:

- biblearc.com
- biblearc.chris Crawford.com
- englishgrammar101.com

Course Objective:

- Learn the 18 different propositional relationships.
- Have a grasp on the differences between the relationships.
- Feel comfortable sitting down and arcing small sections of scripture.


Course Objective:

- Have a deeper awe for the intricacies of God's Word.
- Develop a more meaningful relationship with God as a result of the intentional and regular study of His Word.

Warning:

Biblearcining can be addictive. Therefore, you might neglect many things in order to study your Bible more.

What is Biblearc?



What is arcing?

What is arcing?

Arcing is a graphical tool used to discern, display, and discuss the flow of thought in the Biblical text.

What is arcing?

Arcing is a graphical tool used to **discern**, display, and discuss the flow of thought in the Biblical text.

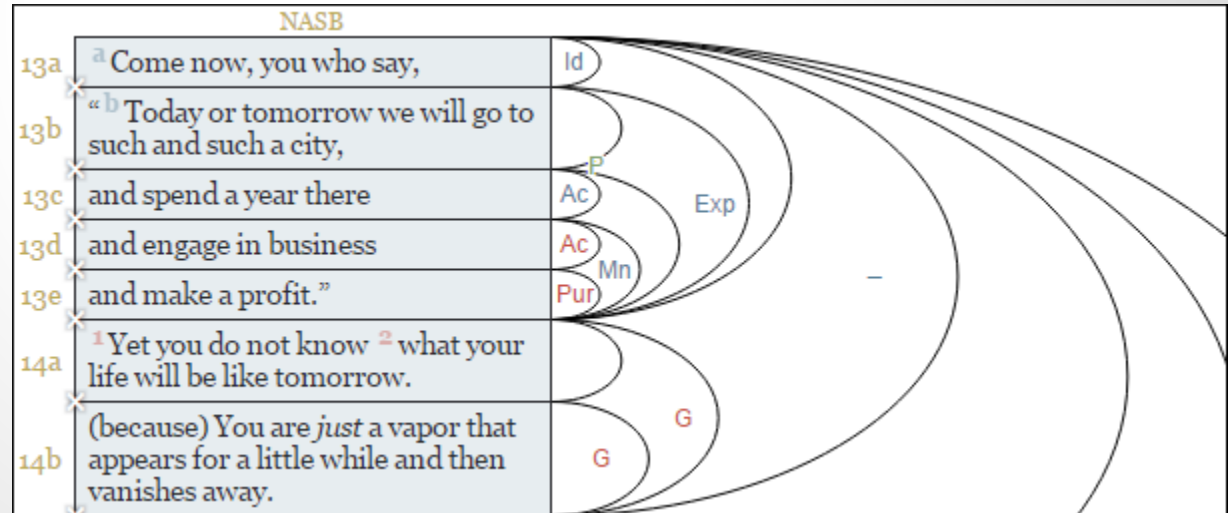
Why did Jesus say that after he said that?

Why did Paul use a “for” between these two verses?

What is the author’s main point in this text?

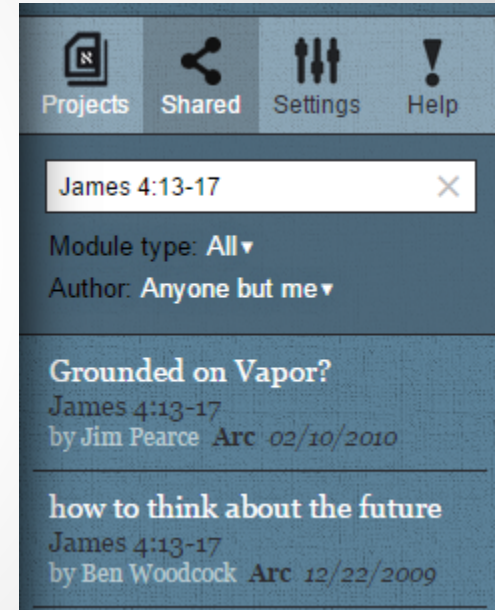
What is arcing?

Arcing is a graphical tool used to discern, **display**, and discuss the flow of thought in the Biblical text.



What is arcing?

Arcing is a graphical tool used to discern, display, and **discuss** the flow of thought in the Biblical text.



Why arcing?

Why arcing?

[2 Timothy 2:15]

Do your best to present yourself to God as one approved, a worker who has no need to be ashamed, rightly handling the word of truth.

Why arcing?

Meaning is found in context. But not just topical context. It is found in the flow of thought.

Arcing helps you visually represent your restlings and therefore think better.

How do we arc?

How do we arc?

- Split
- Ask
- Label

How do we arc?

- **Split** the passage into propositions.
- Ask
- Label

How do we arc?

- Split the passage into propositions.
- **Ask** questions of how the propositions relate.
- Label

How do we arc?

- Split the passage into propositions.
- Ask questions of how the propositions relate.
- **Label** the relationships within arcs.

How do we arc?

- **Pray** and ask God's help to understand.
- Split the passage into propositions.
- Ask questions of how the propositions relate.
- Label the relationships within arcs.

How do we arc?

- Pray and ask God's help to understand.
- Split the passage into propositions.
- Ask questions of how the propositions relate.
- Label the relationships within arcs.
- **Meditate!**

How do we arc?

- **P**ray and ask God's help to understand.
- **S**plit the passage into propositions.
- **A**sk questions of how the propositions relate.
- **L**abel the relationships within arcs.
- **M**editate!

Arcing Example

James 4:13-17

Biblearc.com

Biblearc.com

Various Modules

- Scholar Search
- Read
- Look-up
- Discourse (Arcing)
- Notes

Biblearc.com

Learning Resources

- Arcing 101
- ArcLect1 - Introduction to Arcing Lectures

Biblearc.com Pricing

- All modules are free to use and print.
- You can save your work in all modules for free, with the exception of the following:
 - Discourse
 - Phrasing
 - Diagramming

Biblearc.com Pricing

- The Biblearc Subscription - \$3.95/month
- Learning Resources - \$5.25/month
- ArcLect1 - Intro. to Arcing Lectures - \$25
 - One time fee
 - Retain access to all 9 of the 30 minute training videos indefinitely
 - Receive 'The Biblearc Subscription' free for two months

Homework

Homework

1. Create a free Biblearc.com account
2. Explore Biblearc.com

Don't Forget...

Don't forget to write your contact information on the sign-up sheet.

